



# Camp Pendleton Deer Report

February 2021

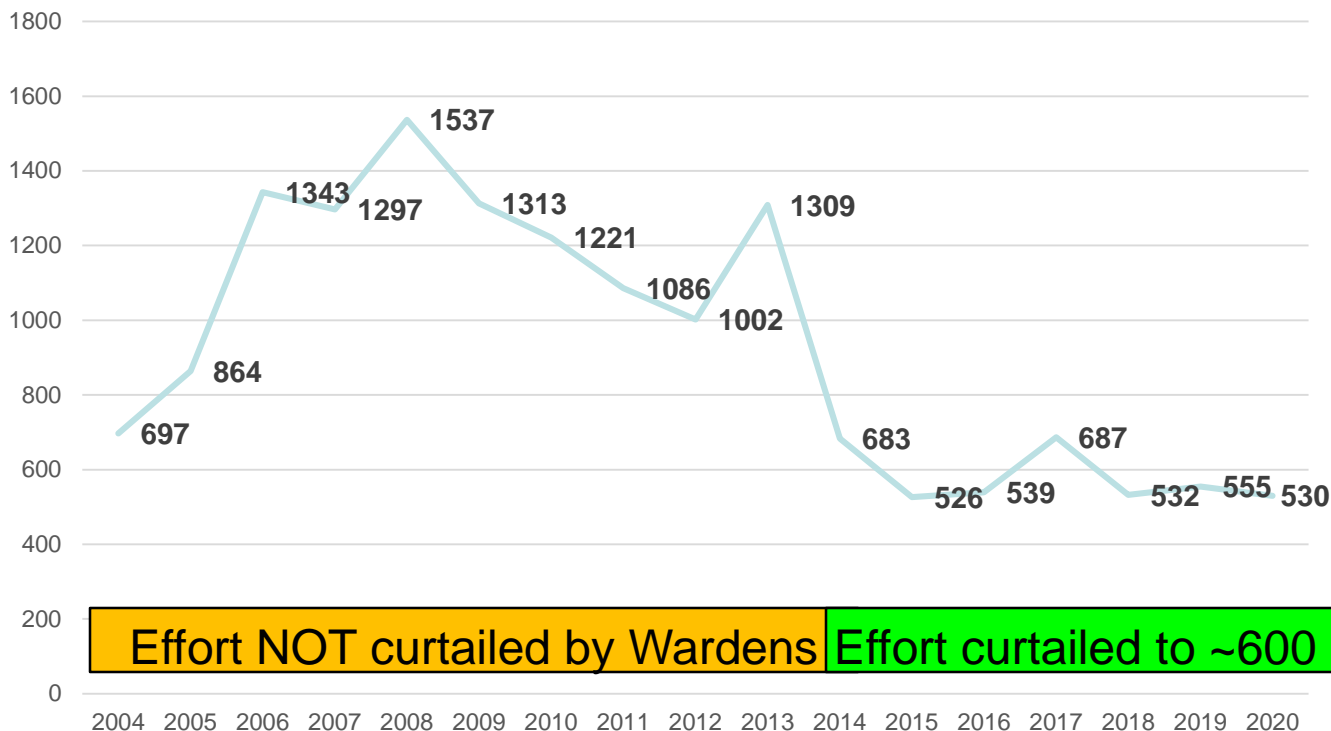
Michael Tucker  
Camp Pendleton Game Warden  
Chief Warden  
[Michael.j.tucker@usmc.mil](mailto:Michael.j.tucker@usmc.mil)



# Deer Hunter Effort

- Effort fluctuated annually
- 2013 and prior hunters limited only by fires and area availability
- Effort intentionally reduced in 2014

Annual Firearm Hunter Effort in Hunter Days

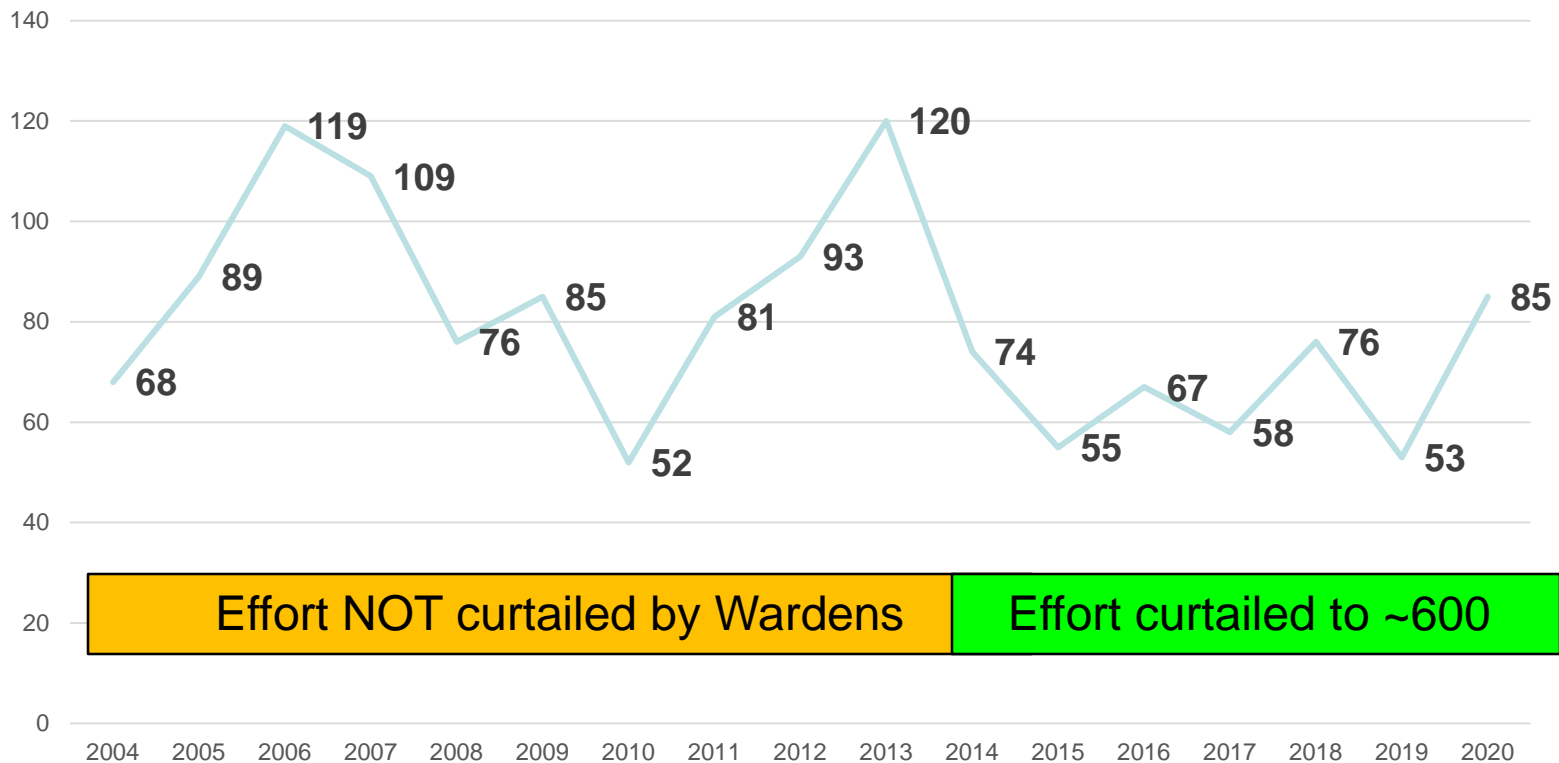




# Firearm Deer Harvest

- Harvest fluctuates each year
- Deer population fluctuations, hunting effort, and hunting area availability likely contribute to the peaks and valleys of this graph
- **2020 harvest 51 bucks, 37 does**

Annual Firearm Hunter Harvest

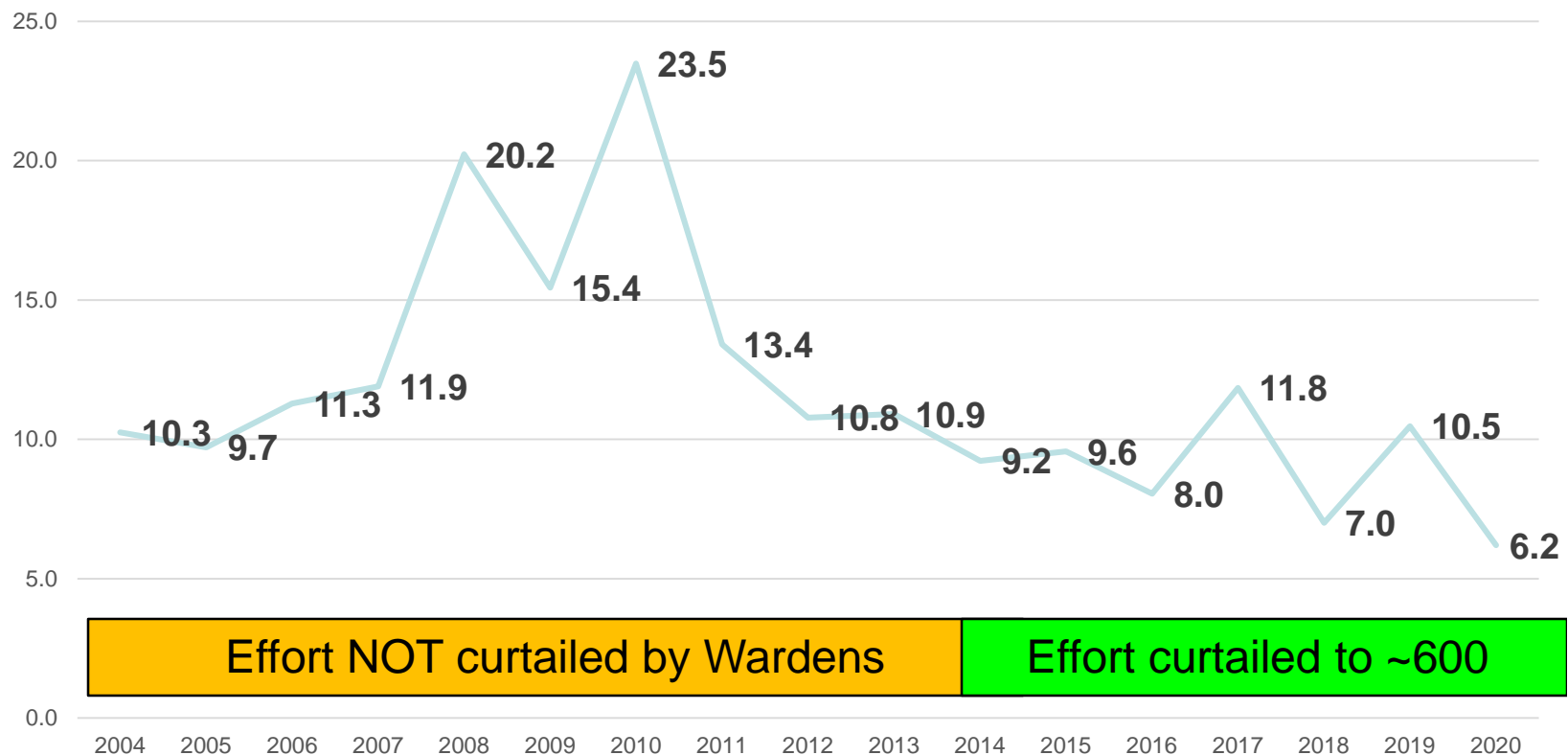




# Hunter Productivity

- The rate of deer harvest varies annually, LOWER IS BETTER
- Average is about 12 hunter days per deer

Hunter Productivity: # days hunted per deer harvest

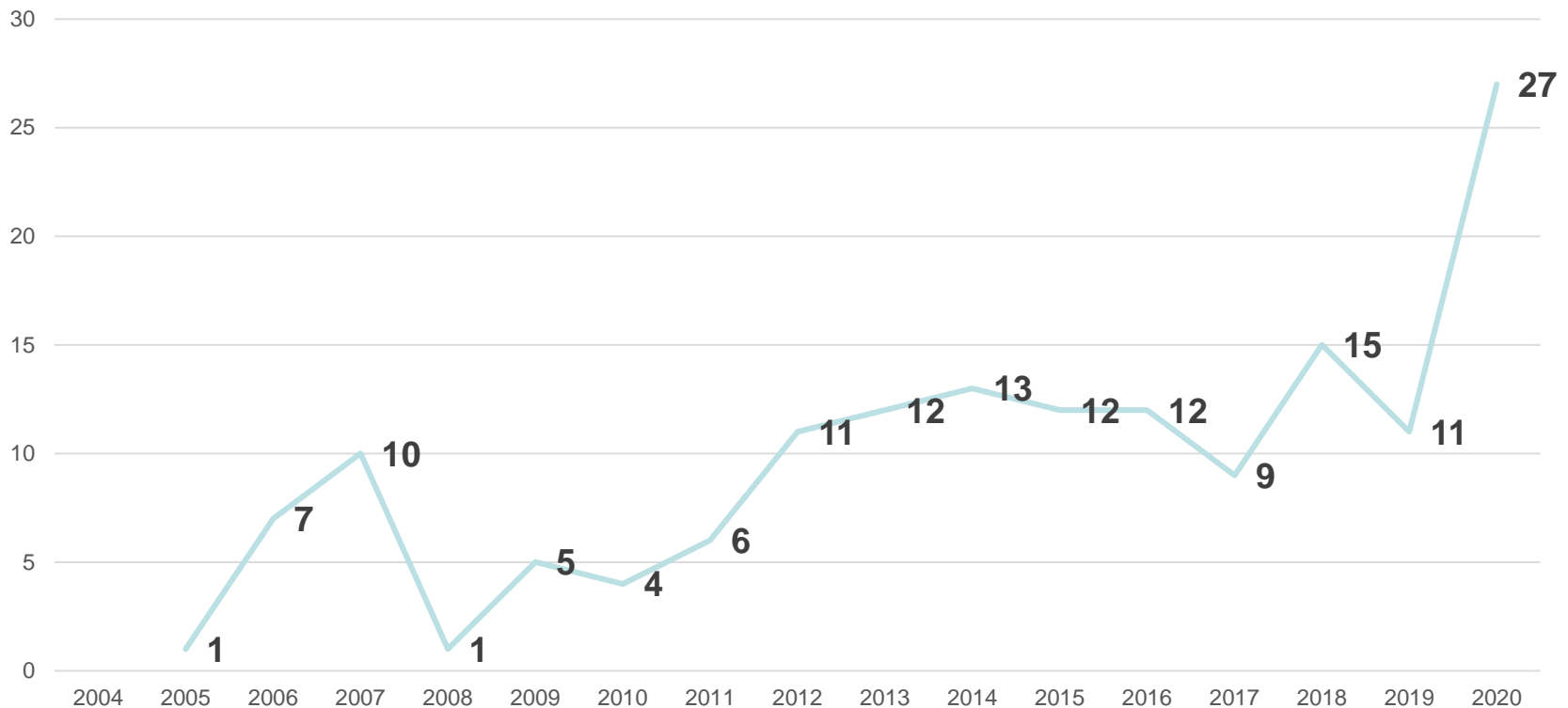




# Archery Harvest

- Record effort of about 1262 archery hunts, many new archers
- Average harvest about 9 deer, **2020 harvest 17 bucks, 10 does**
- Archery effort not managed due to relatively low harvest numbers
- Inexperienced archers can maim deer, bowhunter courses coming in 2021

Archery Deer Harvested Annually

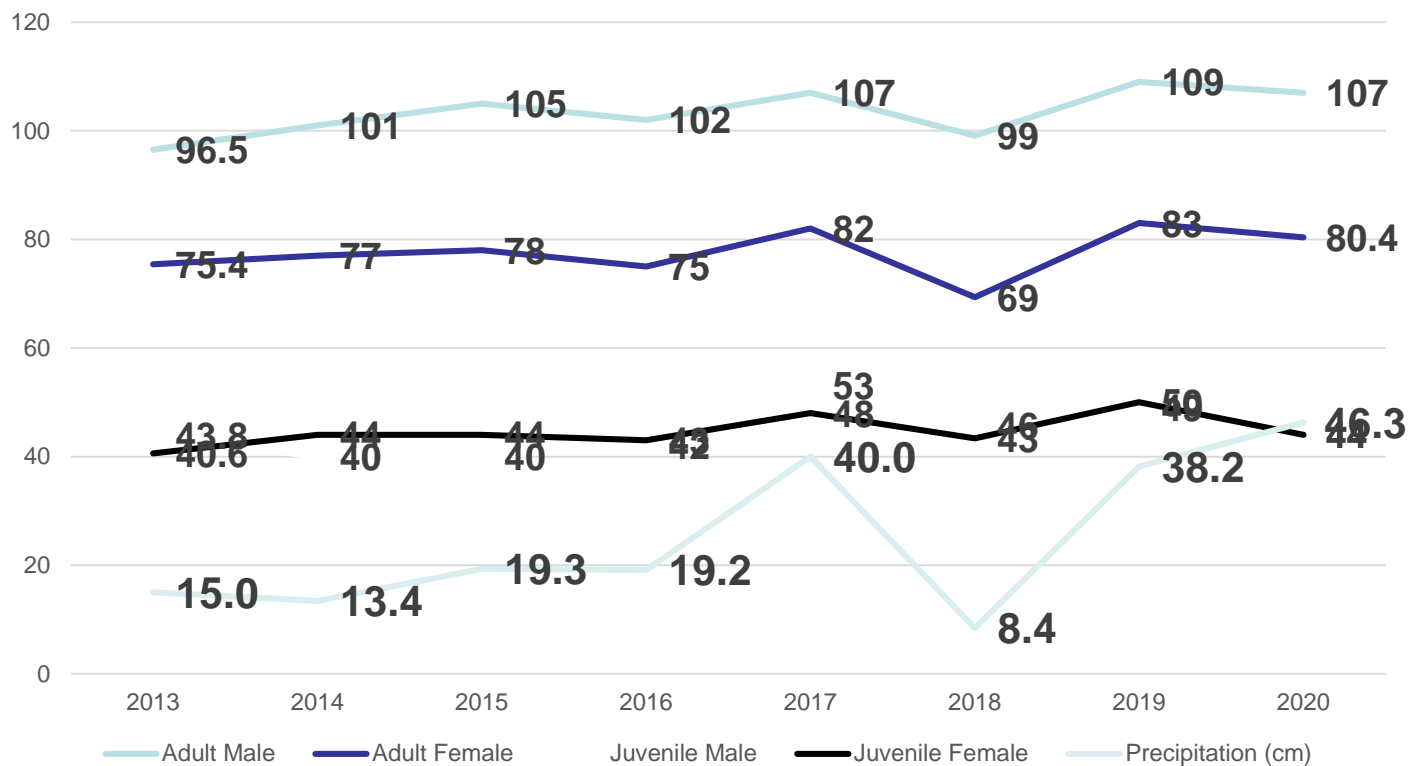




# Dressed Deer Weights

- Precipitation may affect deer weights, more precipitation=more weight
- Doe weight fluctuates more than buck
- Doe fluctuations have reproductive implications (twins, fawn health)

Average Annual Deer Weights, field dressed by class (lbs) with Precipitation (cm) from Oct-Sep

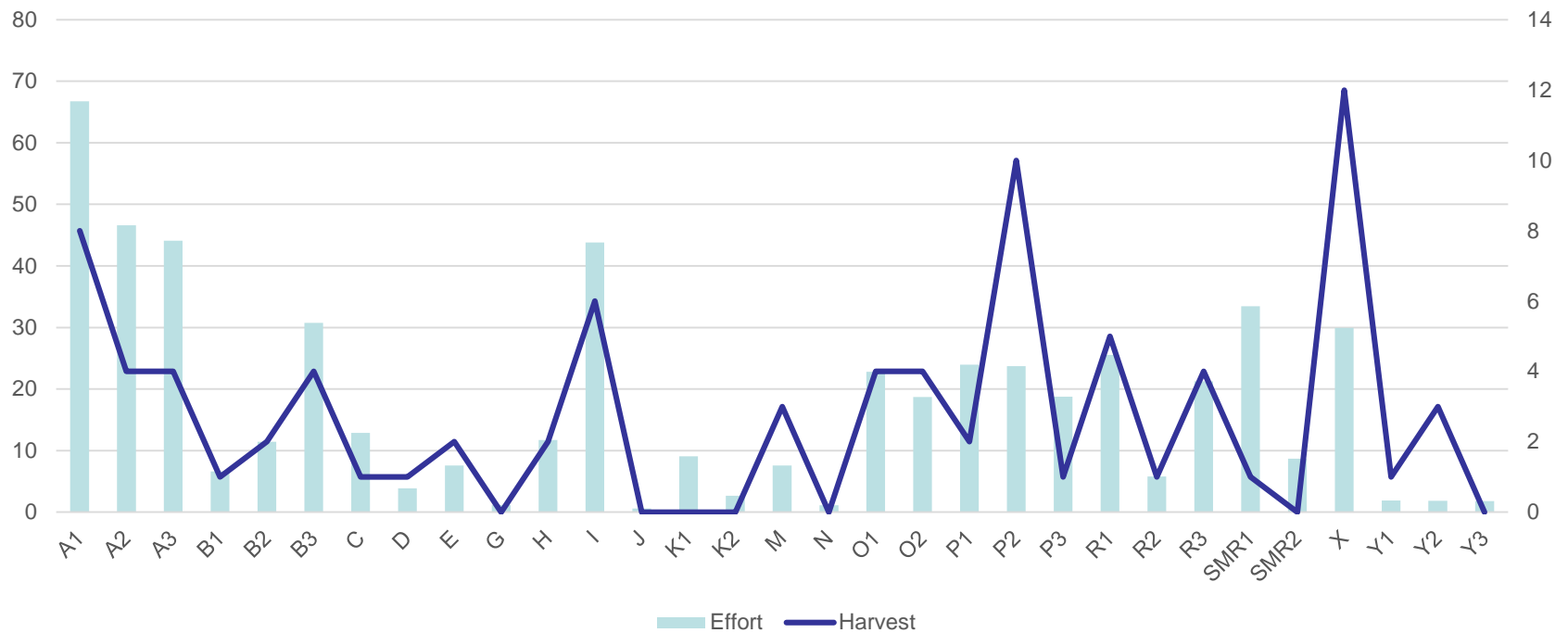




# Effort and Harvest by Area



2020 Firearm Deer Effort (in 8 hours days), Deer Harvest by Hunting Areas

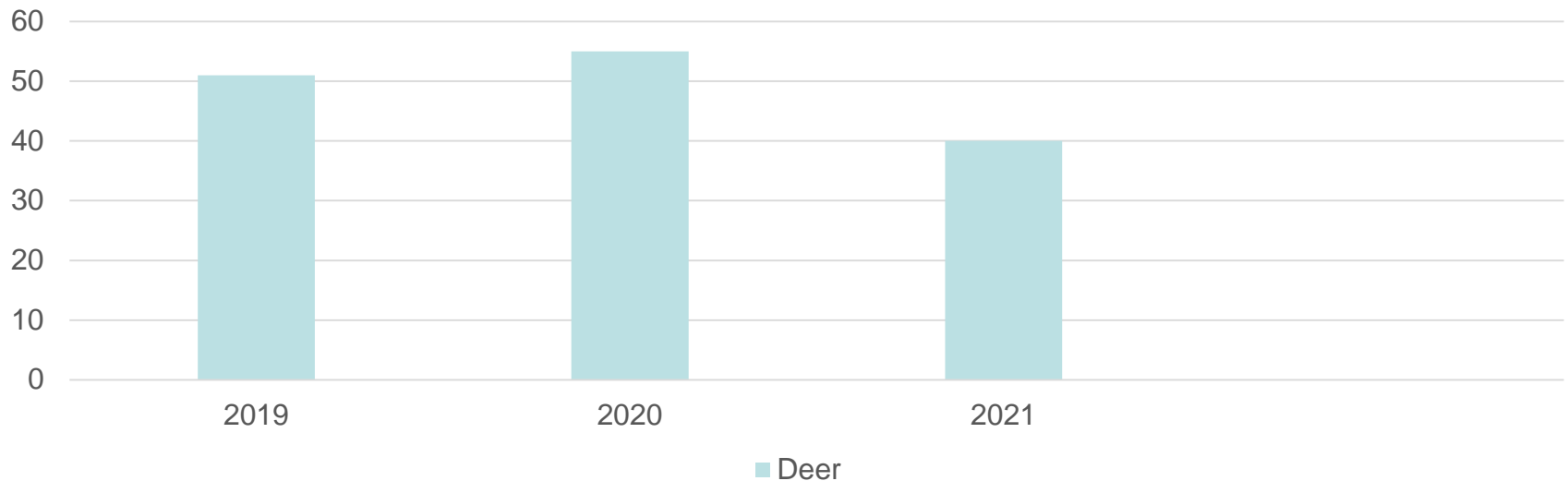




# Trail Camera Survey



## Deer



- 15 trail cameras emplaced in the same spot each year in January
- The 15 locations represent good, fair, and poor deer habitat
- The 2021 results showed fewer deer compared to 2019 and 2020
- One camera burned up and one stopped working in 2021
- This information may indicate that the deer population is not growing





# 2018 Deer Hunting Lowlights



- Very High Fire Danger Rating restricted firearm hunting. Also, training delayed due to COVID took place during the hunting season, further restricting areas.
- Four hunters received indefinite hunting bans due to violations such as: leaving the deer head in the field, hunting out of area, harvesting a deer without checking out to hunt. Eight hunters received suspensions for entering a hunting area before 0500 or not checking out of their area using iSportsman. A few citations were written for illegal spikes and unauthorized firearm. All of these actions threaten the safety and sustainability of our program.
- Multiple complaints came in regarding a few hunters would disrupt other people's hunts.



# 2019 Deer Hunting Highlights



- Archery effort highest on record (1262 archery days), also record harvest, 27 deer
- Record bucks, 3 over 160 lbs field dressed
- Over 2600 trips to the field for archery and firearm deer hunters without injury or training interference
- iSportsman increased hunter time in the field while decreasing hunter administrative burdens
- Hunters harvested more bucks than does, about a 60:40 split indicating they are able to be selective



# 2021 Deer Hunting



- Archery course introduced as archery requirement
- G10 tags issued through online lottery
- Tweaking rules based on Sportsman's Club input to best leverage iSportsman
- Dry year will likely mean smaller deer, less twins



# Summary



- Camp Pendleton Deer Hunting appears
  - 🌐 SUSTAINABLE
  - 🌐 HIGH QUALITY
- The 2021 Hunt Will:
  - 🌐 Hunt 600 hunter days for firearm season
  - 🌐 Improved competency of archers
- Monitor herd size to determine carrying capacity of base